




Option E - Bury St Edmunds wards & surrounding parishes

Key  Two-member ward

Key  Within 10% of the ideal electorate of 2056
 Variance against ideal electorate of more than 10%

The total elctorate for Bury St Edmunds and Rushbrooke with Rougham (North) is 33,287 electors, which is 1.19% above the ideal electorate of 2056 per ward.

Option A (includes growth site in Rushbrooke with Rougham Parish)							
Ward No.	Proposed name of ward	No. of members	Total electorate	% Away from Average (Variance)	Changes made as a result of consultation	Details of feedback received and other comments	Other options that could be considered
30 / 31	Moreton Hall East ward	2	4072	-0.97%	None	In March 2018 the councils completed a survey on the draft ward options and feedback was received from councillors, residents and community groups, that a 3 x member Moreton Hall ward was preferred to reflect community identity and to provide local effective government for Moreton Hall.	Options for a 3 x member ward would need to be considered against the impact of a single member Eastgate ward to ensure electoral equality was achieved in both wards. This would depend on the boundary between the two wards.
32 / 33	Eastgate & Moreton Hall West ward	2	4106	-0.15%	None	The inclusion of the growth site at Rushbrooke with Rougham parish in the Moreton Hall East Ward received a mixed response. Those responses will be provided in full to the LGBCE Several of those supporting the option suggested that the boundary between Moreton Hall and Rougham should be along Sow Lane.	Moving the ward boundary to Sow Lane should be considered as part of this option. It should be noted that this would have a consequential impact on the option for the Rougham ward which would adjoin this ward.
34 / 35	St Olaves ward	2	4245	3.23%	None	No change to initial option	
36 / 37	Northgate & Risbygate ward	2	4481	8.97%	None	No change to initial option	
38 / 39	Southgate ward	2	4020	-2.24%	None	No change to initial option	
40 / 41	Westgate ward	2	3918	-4.72%	None	No change to initial option	
42 / 43	Abbeygate ward	2	4238	3.06%	None	No change to initial option	
44 / 45	Minden ward	2	4207	2.31%	None	No change to initial option	